

Sandwell Job Vacancy Insight Report

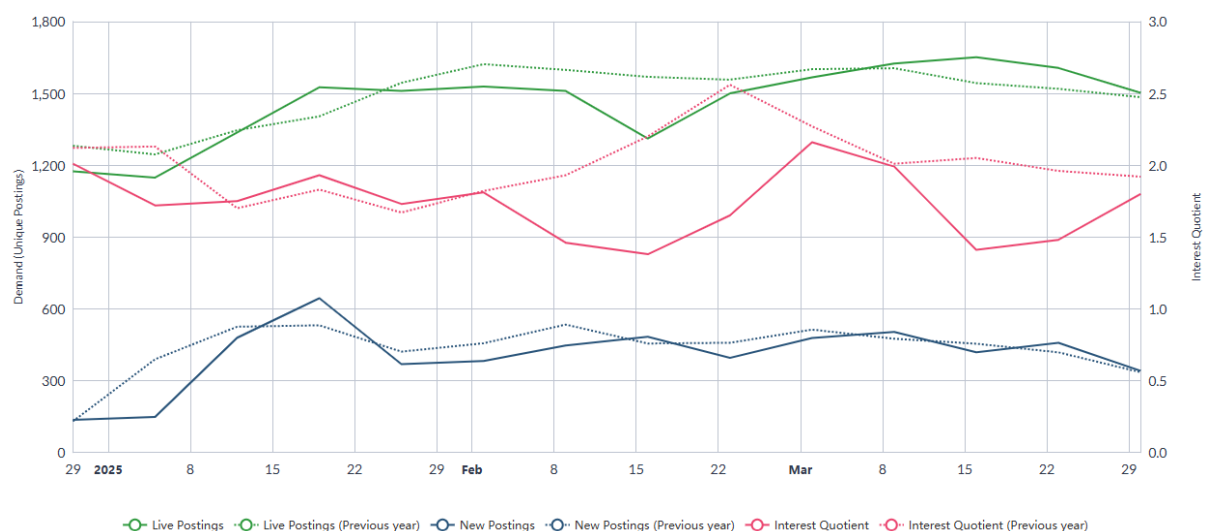
January 2025 to March 2025

Current Job Posting Trends¹

Sandwell Overview

- Between January to March 2025 (inclusive), there were 6,904 unique job adverts for roles recorded in Sandwell. Over the past year, this has decreased by 6.0%, compared to a decrease of 7.8% across the UK.
- Of the 6,904 unique postings, 5,610 new job postings. Over the past year, this has decreased by 6.1%, compared to a decrease of 8.6% nationally.

Demand and Interest Trend:



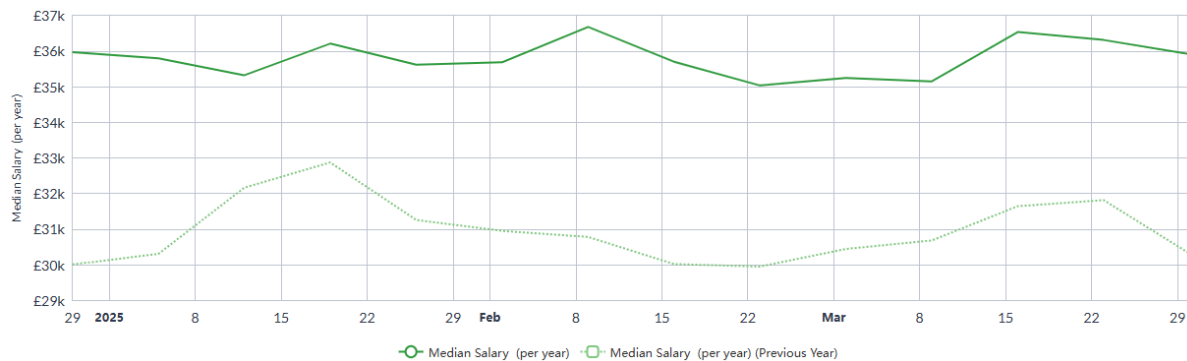
- Comparing the final week of the quarter with the week at the start of the quarter, live postings adverts have increased by 30.8%, whilst new job postings have increased by 130.4%. This upward trend over the quarter would suggest that demand by employers is increasing.
- By comparing interest quotient and demand, we can identify where there are mismatches in talent/supply and demand. Interest Quotient is ranked average at 1.8.

¹ Source: All data derived from the Adzuna Analyst Tool (May 2025)

Sandwell Advertised Salary

- The advertised median salary for roles over this period in Sandwell was £35,560 – up by 17.1% from the previous year, but 0.4% less than the overall national median salary of £35,700.

Salary Trend:



Top Occupations

- The top posted occupations below account for 13.8% of all job postings in this quarter.
- Primary School Teachers are the most in demand occupations, receiving the highest number of postings in the area.
- Positions for Healthcare Support Worker were the most in demand vacancies from the employee perspective, receiving the highest interest in terms of clicks and applicants.
- Maintenance Engineers have the highest location quotient, and the highest salary.

In-Demand Occupations:

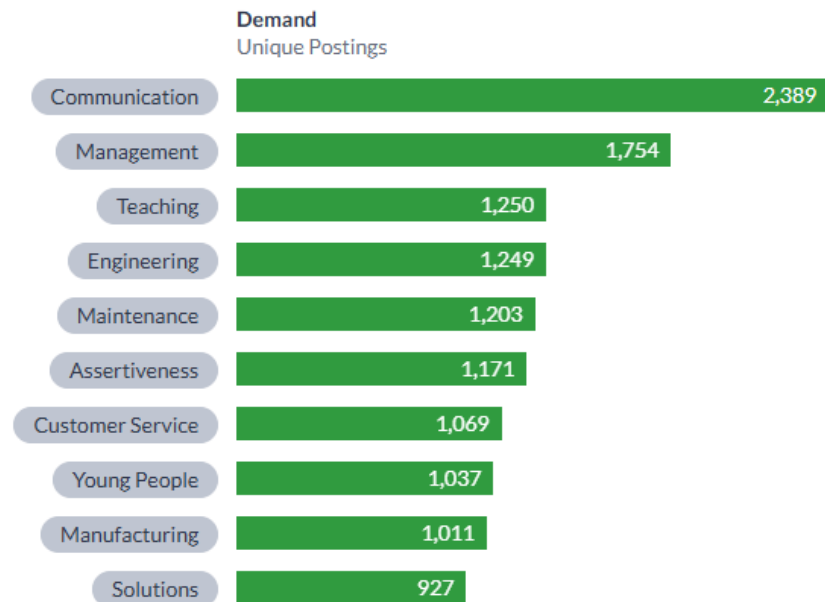
| Occupation | Median Salary | Unique Postings | Location Quotient | Interest Quotient |
|---------------------------|---------------|-----------------|-------------------|-------------------|
| Primary School Teacher | £43,155 | 155 | 1.86 | 3.04 |
| Maintenance Engineer | £42,992 | 135 | 4.04 | 6.66 |
| Manager | £42,500 | 102 | 0.94 | 6.95 |
| Teaching Assistant | £23,400 | 102 | 1.32 | 4.05 |
| Healthcare Support Worker | £25,239 | 99 | 1.16 | 55.13 |
| Engineer | £40,000 | 96 | 1.4 | 7.52 |
| Teacher | £41,600 | 75 | 1.7 | 0.87 |
| Social Care Worker | £25,669 | 69 | 0.8 | 27.2 |
| Driver | £32,104 | 60 | 1.83 | 5.35 |
| Shop Manager | £41,625 | 60 | 1.92 | 12.01 |

Most In-Demand Skills

- Reflecting the most advertised occupations, the biggest skills gaps are around 'communication', 'management' and 'teaching'.

In-Demand Skills:

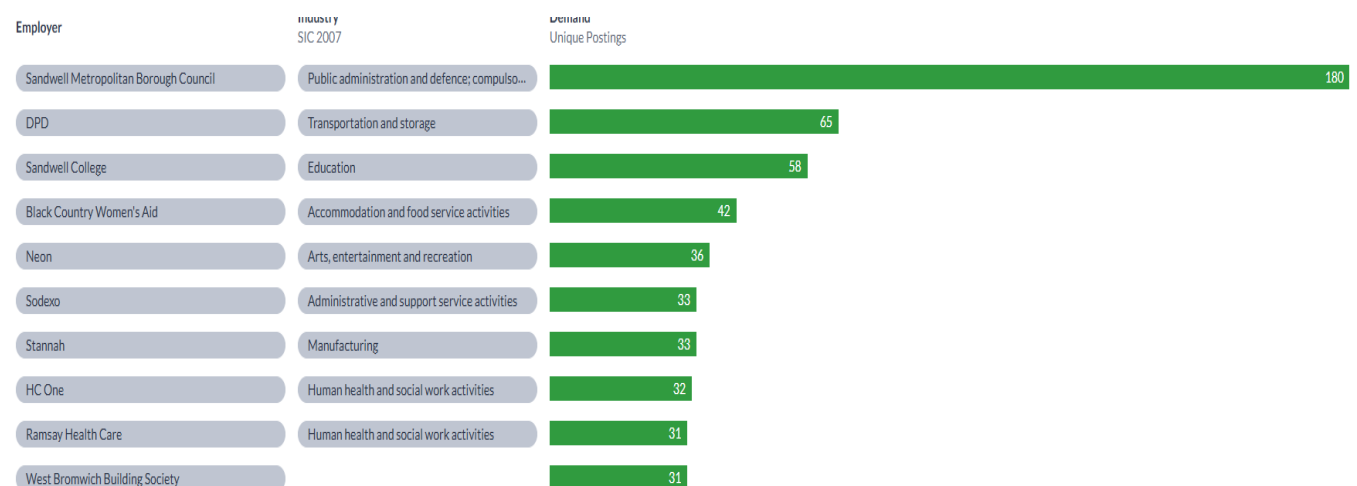
Skills most requested in postings in Sandwell, 01/01/2025 - 31/03/2025



Who's Hiring

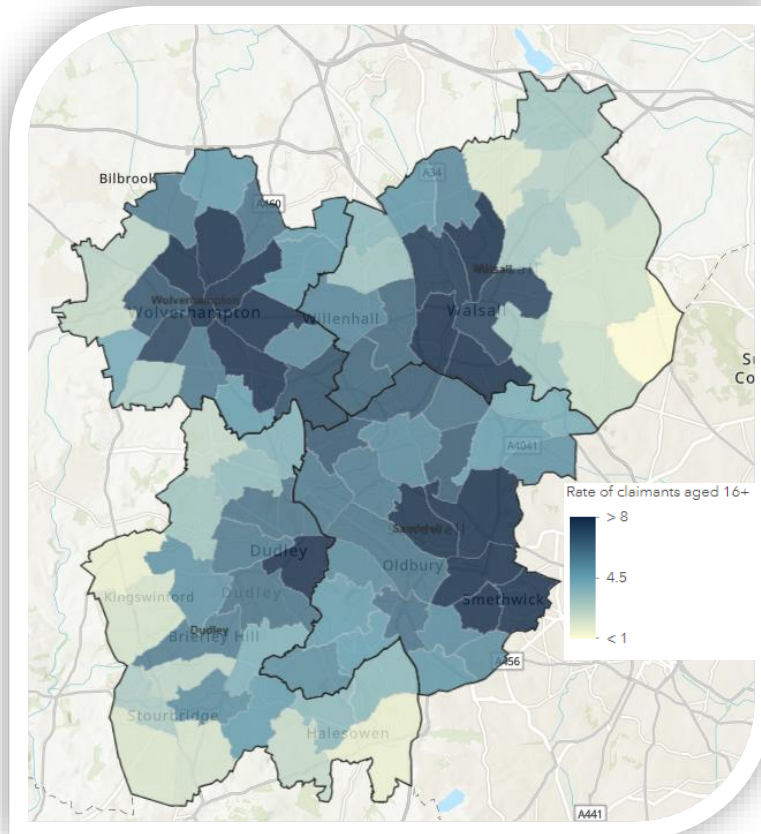
- By volume Sandwell Council have logged the most job postings, followed by DPD.

Employers Hiring:



Sandwell Total Claimants²

- Sandwell had 16,180 claimants aged 16 years and over in March 2025, an increase of 330 (+2.1%) claimants from the previous month. Compared to March 2024, claimants in Sandwell increased by 2,895 (+21.8%).



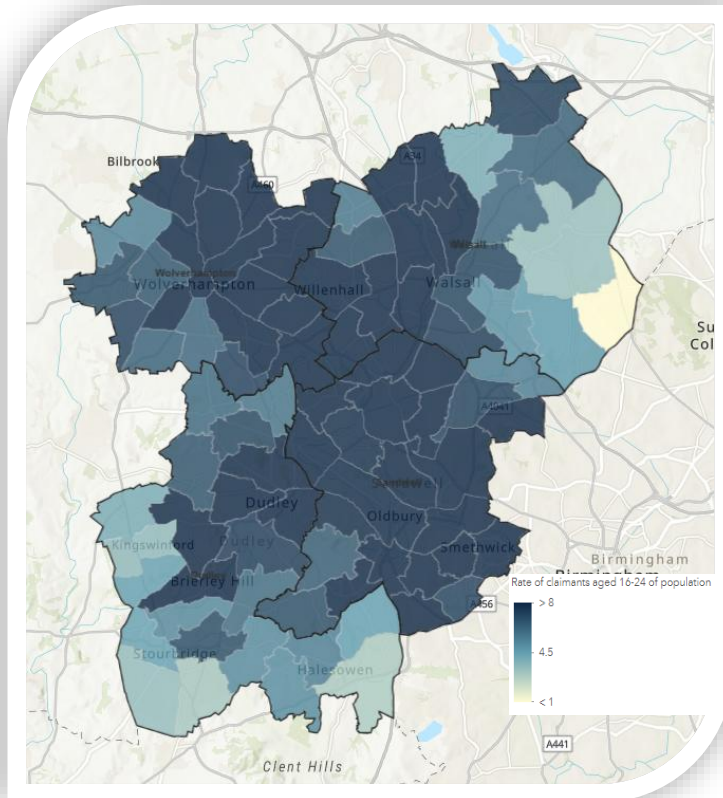
| Sandwell Wards | Number | Rate |
|----------------------------|--------|-------|
| Abbey | 525 | 5.3% |
| Blackheath | 455 | 4.7% |
| Bristnall | 510 | 5.3% |
| Charlemont with Grove Vale | 470 | 4.7% |
| Cradley Heath and Old Hill | 570 | 5.2% |
| Friar Park | 580 | 6.1% |
| Great Barr with Yew Tree | 430 | 4.2% |
| Great Bridge | 610 | 5.8% |
| Greets Green and Lyng | 910 | 8.7% |
| Hateley Heath | 780 | 6.7% |
| Langley | 670 | 6.1% |
| Newton | 510 | 5.1% |
| Old Warley | 480 | 4.9% |
| Oldbury | 695 | 6.0% |
| Princes End | 690 | 6.8% |
| Rowley | 450 | 4.7% |
| St Pauls | 1,080 | 9.2% |
| Smethwick | 920 | 8.0% |
| Soho and Victoria | 1,400 | 11.1% |
| Tipton Green | 660 | 5.9% |
| Tividale | 535 | 5.3% |
| Wednesbury North | 695 | 6.8% |
| Wednesbury South | 575 | 5.3% |
| West Bromwich Central | 980 | 8.6% |

- Out of the 24 wards within Sandwell, all 24 were above the UK average of 3.2%.
- The wards with the highest number of claimants as a percentage of residents aged 16 years and over were Soho and Victoria at 11.1%, St Pauls at 9.2% and Greets Green & Lyng at 8.7%.

² Office for National Statistics (ONS) / Department for Work and Pensions (DWP), claimant counts, released April 2025 (please note, figures are provisional).

Sandwell Youth Claimants

- Sandwell had 3,050 youth claimants in March 2025, this is an increase of 115 (+3.9%) youth claimants since February 2025. When compared to March 2024, the number of youth claimants increased by 315 (+11.5%).



| Sandwell Wards | Number | Rate |
|----------------------------|--------|-------|
| Abbey | 90 | 7.3% |
| Blackheath | 105 | 8.6% |
| Bristnall | 110 | 8.4% |
| Charlemont with Grove Vale | 90 | 7.3% |
| Cradley Heath and Old Hill | 95 | 6.9% |
| Friar Park | 130 | 10.6% |
| Great Barr with Yew Tree | 75 | 5.5% |
| Great Bridge | 115 | 7.8% |
| Greet Green and Lyng | 165 | 10.9% |
| Hateley Heath | 165 | 10.0% |
| Langley | 125 | 8.7% |
| Newton | 115 | 9.3% |
| Old Warley | 105 | 8.8% |
| Oldbury | 120 | 7.9% |
| Princes End | 160 | 11.0% |
| Rowley | 80 | 6.5% |
| St Pauls | 185 | 8.9% |
| Smethwick | 165 | 10.0% |
| Soho and Victoria | 215 | 9.5% |
| Tipton Green | 125 | 8.5% |
| Tividale | 100 | 7.8% |
| Wednesbury North | 135 | 10.3% |
| Wednesbury South | 120 | 9.3% |
| West Bromwich Central | 165 | 11.0% |

- Challenges remain with youth claimants as all 24 wards in Sandwell were above the UK average of 4.4% in March 2025.
- The wards with the highest number of claimants as a percentage of residents aged 16-24 were West Bromwich Central and Princes End at 11.0% and Greet Green & Lyng at 10.9%.